

Scaled data based on original data using  
LM-79-08 Approved Method: Electrical and Photometric Measurements of Solid-  
State Lighting Products

Test Report Prepared for  
Cooper Lighting Solutions  
(formerly Eaton)

Brand: McGRAW-EDISON

Report Number: P385648

Luminaire Tested: **GWC-SA1B-722-U-T4W-HSS**

Issue Date: 3/3/2020

**Test Information**

Test Method: LM-79-08  
Report Number: P385648  
TEST IS SCALED FROM IESNA LM-79-08 TEST DATA (G2-1903-205-19)  
Test Lab: INNOVATION CENTER  
Issue Date: 3/3/2020  
Manufacturer: COOPER LIGHTING SOLUTIONS (FORMERLY EATON)  
Product Line: MCGRAW-EDISON  
Catalog Number: GWC-SA1B-722-U-T4W-HSS  
Description: GALLEON WALL LUMINAIRE  
(1) 70 CRI, 2200K, 800mA LIGHTSQUARE WITH 16 LEDS AND TYPE IV WIDE OPTICS  
WITH HOUSE SIDE SHIELD  
Light Source: -  
Ballast/Driver: ELECTRONIC DRIVER

**Summary**

Lumens per Lamp: N/A  
Luminaire Lumens: 3251 lumens  
Efficiency: N/A  
Efficacy: 73.9 lumens/watt  
Luminous Opening: Rectangular (W 0.5' x L: 0.5' x H: 0')  
IES Classification: Type IV - Short  
BUG Rating: B0 - U0 - G1

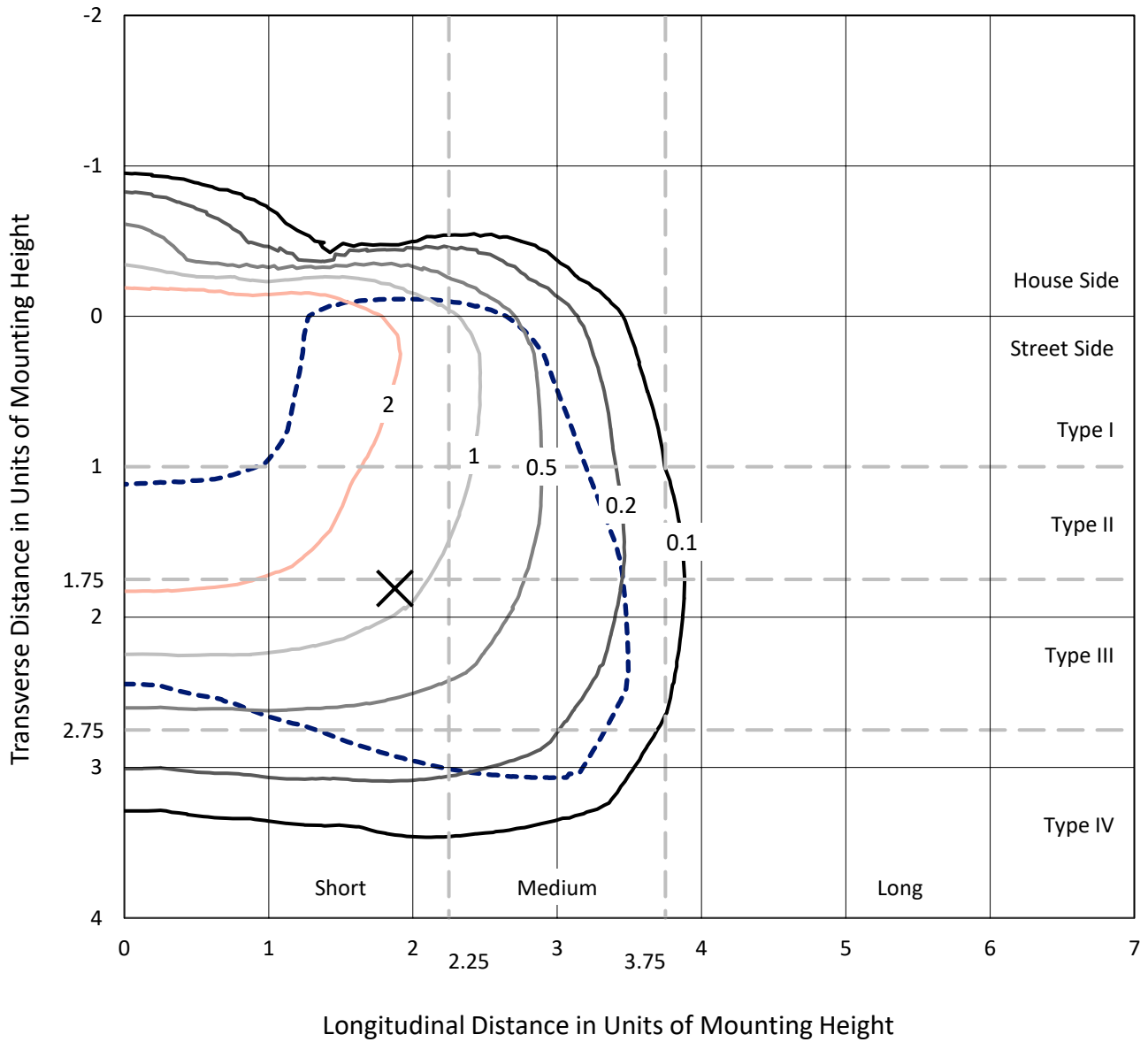
Input Watts (W): 44  
Input Voltage (V): NR  
Input Current (Ain): NR  
Voltage Rise (V): NR  
Power Factor: NR  
Total Harmonic Distortion (THDi): NR  
Frequency (hertz): 60  
Stabilization Time: NR  
Operation Time: NR  
Ambient Temperature (°C): NR  
Test Distance: 24 FT



REPORT NUMBER: P385648  
 CATALOG NUMBER: GWC-SA1B-722-U-T4W-HSS

### Iso-Footcandle Lines of Horizontal Illumination

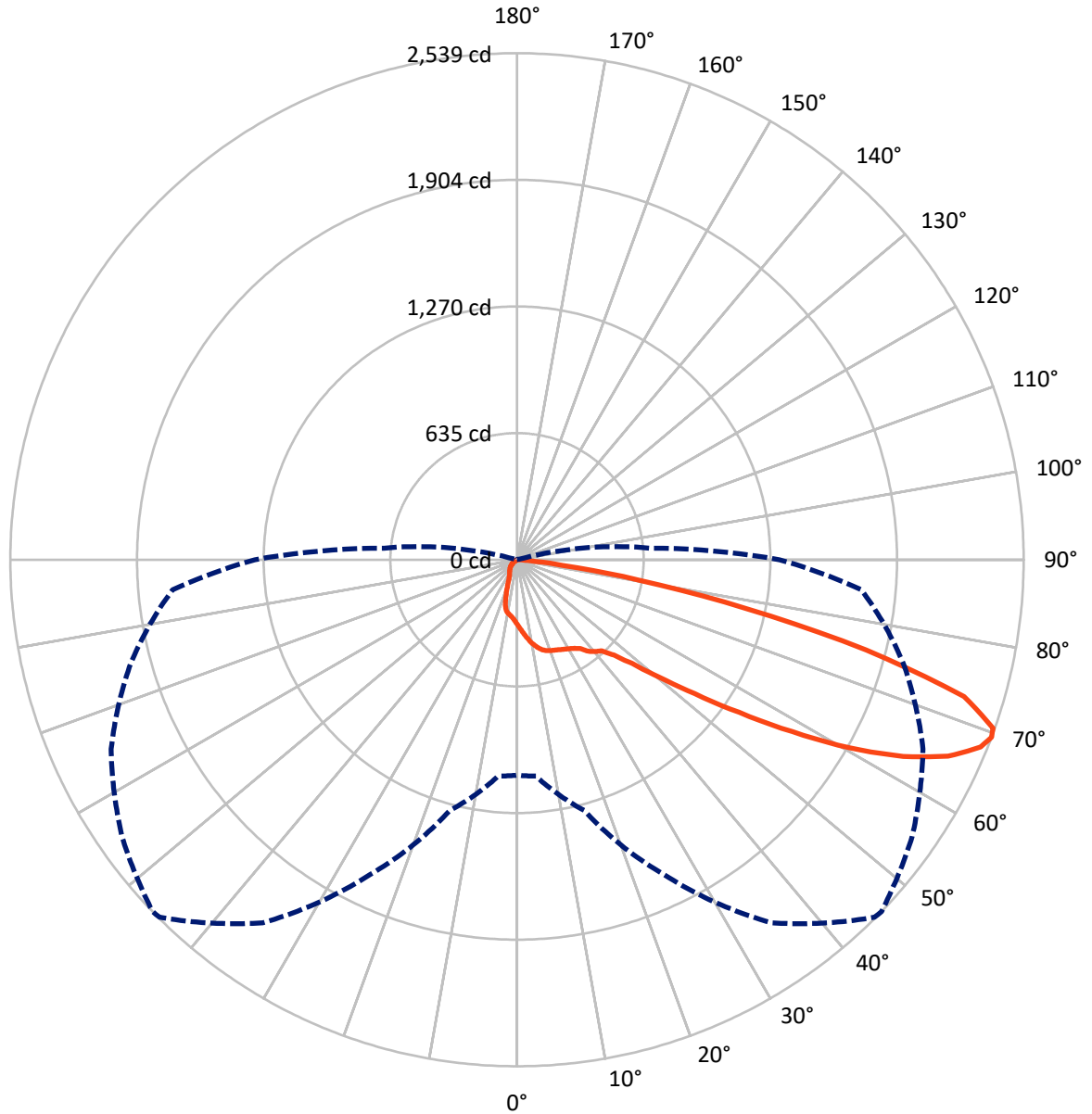
✕ Max cd  
 - - - 1/2 Max cd



Based on 10 foot mounting height. Maximum calculated value = 4.7 fc  
 Type IV - Short - N/A

REPORT NUMBER: P385648  
CATALOG NUMBER: GWC-SA1B-722-U-T4W-HSS

### Luminous Intensity Polar Plot



— Vertical Plane Through 46-Deg Lateral    - - - Horizontal Cone Through 69-Deg Vertical

REPORT NUMBER: P385648

CATALOG NUMBER: GWC-SA1B-722-U-T4W-HSS

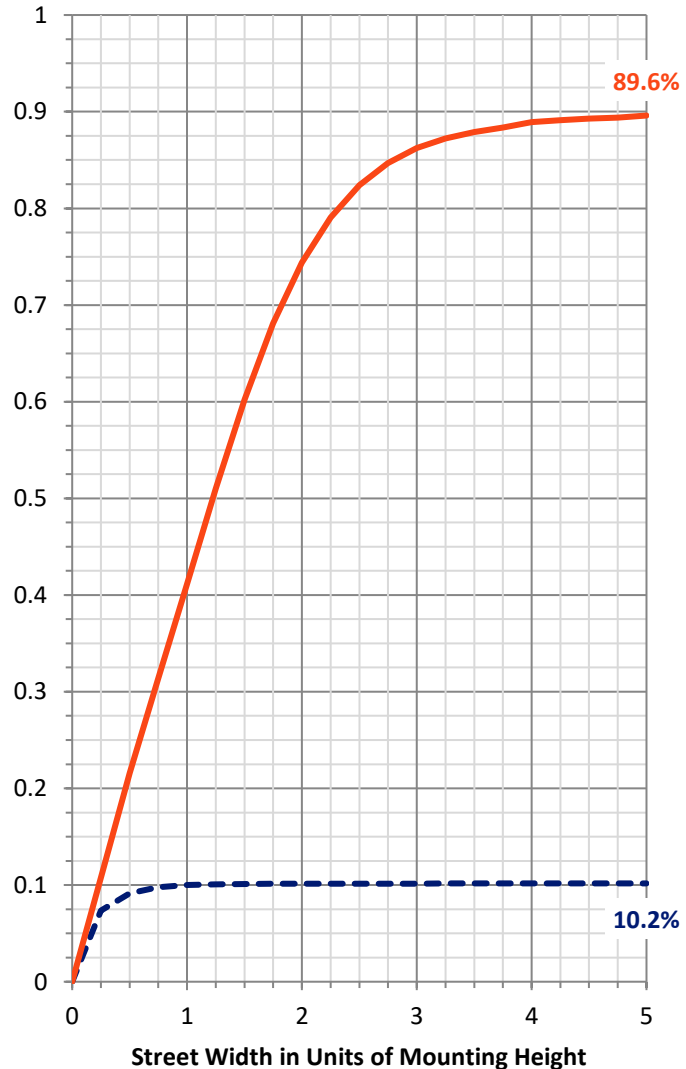
**FLUX DISTRIBUTION:**

		Downward	Upward	Total
<b>House Side</b>	Lumens	333.6	0.0	333.6
	% Fixture	10.3	0.0	10.3
<b>Street Side</b>	Lumens	2917.4	0.0	2917.4
	% Fixture	89.7	0.0	89.7
<b>Total</b>	Lumens	3251.0	0.0	3251.0
	% Fixture	100.0	0.0	100.0

**ZONAL LUMENS:**

Zone	Lumens	% Fixture
0°-10°	32.4	1.0
10°-20°	98.4	3.0
20°-30°	154.7	4.8
30°-40°	221.8	6.8
40°-50°	383.4	11.8
50°-60°	757.4	23.3
60°-70°	1058.6	32.6
70°-80°	511.4	15.7
80°-90°	32.9	1.0
90°-100°	0.0	0.0
100°-110°	0.0	0.0
110°-120°	0.0	0.0
120°-130°	0.0	0.0
130°-140°	0.0	0.0
140°-150°	0.0	0.0
150°-160°	0.0	0.0
160°-170°	0.0	0.0
170°-180°	0.0	0.0
0°-90°	3251.0	100.0
0°-180°	3251.0	100.0

**Coefficient of Utilization**



REPORT NUMBER: P385648

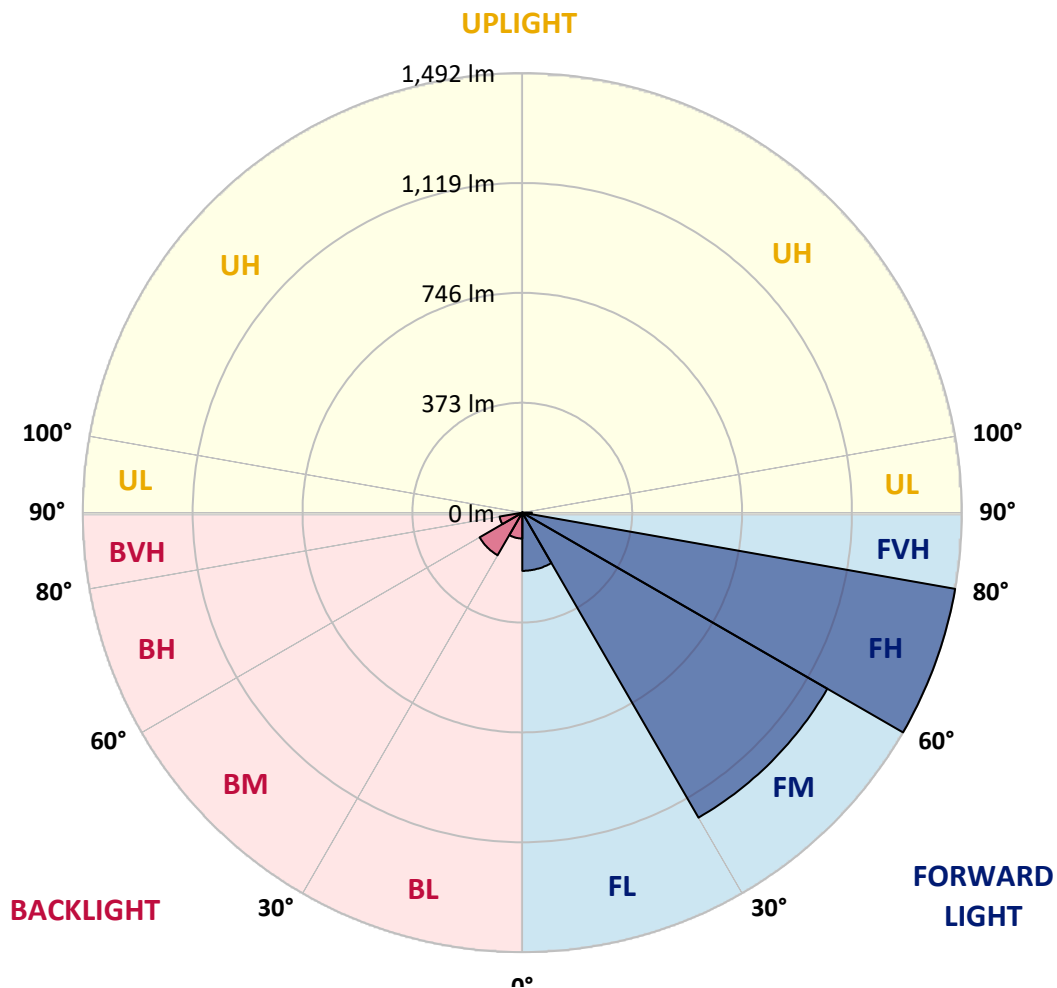
CATALOG NUMBER: GWC-SA1B-722-U-T4W-HSS

**LUMINAIRE CLASSIFICATION SYSTEM LUMEN TABLE AND BUG RATING:**

Zone	Lumens	% Fixture	Zone Rating/Lumen Limit		
			B	U	G
FL (0°-30°)	197.5	6.1			
FM (30°-60°)	1195.5	36.8			
FH (60°-80°)	1491.8	45.9			G1/1800
FVH (80°-90°)	32.6	1.0			G1/100
BL (0°-30°)	87.9	2.7	B0/110		
BM (30°-60°)	167.2	5.1	B0/220		
BH (60°-80°)	78.2	2.4	B0/110		G0/110
BVH (80°-90°)	0.3	0.0			G0/10
UL (90°-100°)	0.0	0.0		U0/0	
UH (100°-180°)	0.0	0.0		U0/0	

**BUG Rating: B0-U0-G1**

Type IV Short





REPORT NUMBER: P385648

CATALOG NUMBER: GWC-SA1B-722-U-T4W-HSS

**CANDELA DISTRIBUTION (FULL):**

	0°	5°	15°	25°	35°	45°	46°	55°	65°	75°	85°
0°	325.7	325.7	325.7	325.7	325.7	325.7	325.7	325.7	325.7	325.7	325.7
2.5°	361.9	361.4	359.3	358.4	353.2	350.1	348.9	345.1	339.6	334.1	328.0
5°	403.0	402.9	398.9	395.1	385.3	376.2	374.5	365.7	353.3	341.7	330.2
7.5°	445.1	443.1	439.1	431.8	417.7	403.0	401.6	389.1	371.6	354.9	338.2
10°	480.8	479.5	474.4	463.2	446.6	430.0	428.3	412.9	393.1	372.5	351.3
12.5°	508.5	507.6	500.7	486.9	469.2	451.9	449.7	435.9	414.8	391.7	366.7
15°	525.4	525.0	516.6	501.8	484.4	469.5	467.5	455.5	435.8	411.7	383.5
17.5°	529.4	529.5	520.8	505.9	491.6	480.9	479.4	470.2	453.8	429.8	400.3
20°	520.5	522.4	514.6	501.6	492.8	487.2	485.9	480.5	466.6	444.0	413.7
22.5°	508.0	509.0	503.6	494.9	491.3	492.3	491.7	488.7	476.9	456.2	427.0
25°	500.4	500.4	497.2	489.9	492.3	498.9	499.0	498.4	489.1	471.2	443.1
27.5°	500.1	499.2	495.5	490.1	496.8	506.8	507.4	511.5	505.8	489.3	463.2
30°	512.3	511.2	503.5	496.3	504.8	515.7	517.2	526.2	523.3	509.0	485.6
32.5°	540.8	537.0	519.8	508.0	514.4	527.4	529.4	543.7	548.3	533.2	507.3
35°	579.8	567.8	542.9	530.3	530.9	544.5	546.3	567.3	580.9	555.4	524.0
37.5°	633.6	627.7	587.3	553.5	556.2	576.8	582.1	605.0	601.2	567.6	543.1
40°	751.6	742.3	699.3	618.4	580.4	603.0	604.7	616.9	617.2	595.2	582.7
42.5°	912.3	908.5	863.2	736.2	628.2	620.5	623.6	644.2	667.2	653.5	652.8
45°	1090.2	1088.2	1040.2	892.6	724.6	678.0	681.8	709.4	753.5	756.5	775.9
47.5°	1233.3	1232.4	1204.8	1067.1	872.3	775.4	776.6	805.9	883.3	921.6	952.5
50°	1363.8	1368.2	1346.4	1256.0	1073.5	928.0	925.1	944.6	1069.0	1131.6	1170.0
52.5°	1545.2	1551.4	1490.3	1432.2	1284.7	1117.3	1115.0	1135.4	1292.1	1339.1	1345.9
55°	1705.4	1694.7	1646.4	1629.6	1542.1	1351.1	1350.5	1368.5	1508.0	1527.9	1540.6
57.5°	1776.1	1772.0	1795.3	1833.7	1811.8	1627.5	1626.1	1612.4	1701.1	1703.2	1742.1
60°	1820.7	1825.8	1897.3	2015.7	2070.4	1924.9	1916.0	1832.3	1885.5	1880.8	1922.4
62.5°	1787.2	1797.1	1925.8	2123.2	2264.0	2184.4	2171.9	2033.8	2043.1	2026.8	2065.5
65°	1609.2	1624.6	1835.4	2102.9	2360.0	2387.3	2374.7	2211.7	2168.3	2141.5	2120.0
67.5°	1306.6	1315.8	1535.9	1926.5	2316.7	2508.4	2505.8	2367.7	2262.8	2122.1	1955.3
69°	1079.8	1088.8	1300.7	1740.9	2221.5	2534.3	2539.3	2417.7	2244.8	2004.4	1732.5
70°	914.6	924.2	1121.6	1581.7	2111.0	2522.2	2531.2	2412.9	2193.3	1868.2	1536.9
72.5°	479.7	487.9	690.5	1089.7	1720.9	2316.0	2343.3	2209.0	1859.2	1356.8	908.8
75°	150.8	155.5	269.6	569.6	1178.3	1800.8	1807.0	1732.8	1320.2	746.3	378.5
77.5°	57.5	56.1	89.8	209.9	595.7	1133.9	1172.2	1082.8	692.8	263.9	87.3
80°	30.9	31.1	46.6	86.9	254.9	582.7	615.0	524.8	246.2	82.3	20.1
82.5°	13.4	14.0	26.2	46.0	117.1	214.9	231.1	192.4	94.0	55.3	7.5
85°	2.9	3.2	12.7	25.0	47.7	60.4	63.3	62.3	59.9	43.0	2.9
87.5°	0.0	0.0	5.6	9.0	12.0	13.7	12.0	15.7	33.1	29.0	1.5
90°	0.0	0.0	0.0	0.0	0.0	0.0	0.0	0.0	0.0	0.0	0.0



REPORT NUMBER: P385648

CATALOG NUMBER: GWC-SA1B-722-U-T4W-HSS

**CANDELA DISTRIBUTION (continued):**

	90°	95°	105°	115°	125°	135°	145°	155°	165°	175°	180°
0°	325.7	325.7	325.7	325.7	325.7	325.7	325.7	325.7	325.7	325.7	325.7
2.5°	326.0	323.3	318.6	313.4	309.7	305.9	302.9	301.5	300.0	298.9	300.3
5°	325.4	320.1	311.0	302.1	295.7	290.5	286.3	284.6	282.9	281.7	281.5
7.5°	330.8	323.3	309.3	296.3	286.4	279.4	273.6	271.2	269.2	268.3	267.5
10°	341.0	331.4	312.6	295.7	282.9	271.0	258.5	248.9	242.7	239.8	238.7
12.5°	354.2	342.2	319.0	298.9	280.3	257.5	230.9	208.1	193.3	188.4	185.5
15°	369.8	354.9	327.4	303.0	270.9	229.1	184.1	154.3	140.5	137.8	134.7
17.5°	384.7	368.3	337.5	303.8	250.1	183.1	134.9	114.6	109.3	111.1	111.6
20°	397.8	381.5	347.4	297.1	212.5	137.3	104.4	99.4	101.4	104.9	105.5
22.5°	411.1	394.3	356.5	279.4	164.3	104.3	94.0	95.3	97.2	100.8	101.4
25°	427.3	409.9	365.1	246.9	123.3	88.7	89.3	91.2	93.1	96.3	96.6
27.5°	445.9	429.5	370.7	204.7	91.5	81.5	83.5	86.3	88.3	91.3	91.9
30°	470.5	455.5	372.5	161.0	76.7	75.1	76.1	79.4	82.3	85.1	85.5
32.5°	493.7	481.1	366.4	121.5	71.0	69.2	69.2	71.2	74.5	77.1	77.7
35°	515.1	506.8	346.9	88.9	66.8	63.7	62.2	62.2	64.3	66.5	67.1
37.5°	543.3	542.9	315.4	70.9	62.6	59.1	55.9	53.5	52.7	53.2	53.5
40°	591.6	592.0	274.2	63.6	59.1	54.4	49.5	45.1	41.0	39.6	39.5
42.5°	667.0	660.2	231.1	60.1	56.1	49.5	42.2	36.3	29.9	27.9	27.7
45°	786.8	746.1	185.4	56.9	52.9	44.1	34.9	26.8	21.6	20.1	20.1
47.5°	961.4	859.1	143.6	53.3	48.6	37.8	26.4	19.4	15.9	15.1	15.2
50°	1141.8	969.7	110.1	48.9	43.4	31.2	19.5	14.0	12.0	12.0	12.2
52.5°	1301.9	1050.8	85.8	44.2	37.0	24.5	14.8	11.0	10.1	9.9	10.1
55°	1451.7	1103.1	65.7	38.7	29.4	18.3	11.3	9.0	8.4	8.1	7.9
57.5°	1596.2	1129.0	49.2	31.2	21.3	13.3	9.0	7.6	7.0	6.6	6.4
60°	1692.4	1108.0	33.8	23.0	14.8	9.6	7.5	6.6	5.8	5.3	5.2
62.5°	1746.7	1050.5	21.8	16.6	10.5	7.2	5.9	5.5	4.4	4.0	4.0
65°	1724.7	955.7	15.2	11.9	7.6	5.3	4.4	4.4	3.2	2.6	2.4
67.5°	1528.4	807.4	11.6	8.8	5.5	4.0	3.4	3.8	2.0	1.2	1.2
69°	1315.0	669.2	9.9	7.3	4.6	3.2	2.9	3.5	1.4	0.9	0.8
70°	1142.9	577.2	9.0	6.4	3.8	2.7	2.6	3.4	1.4	0.8	0.6
72.5°	683.8	321.9	6.9	4.6	2.4	2.1	2.1	3.8	1.4	0.8	0.6
75°	276.4	113.4	5.0	3.2	1.8	1.8	2.6	4.9	1.2	0.6	0.5
77.5°	62.6	24.8	2.9	2.0	1.2	1.8	3.0	3.8	0.8	0.3	0.0
80°	15.2	6.1	1.8	1.2	0.8	1.4	2.3	2.1	0.2	0.0	0.0
82.5°	5.0	2.1	0.8	0.6	0.2	0.5	1.1	0.6	0.0	0.0	0.0
85°	2.1	1.2	0.3	0.2	0.0	0.0	0.2	0.0	0.0	0.0	0.0
87.5°	1.4	0.5	0.0	0.0	0.0	0.0	0.0	0.0	0.0	0.0	0.0
90°	0.0	0.0	0.0	0.0	0.0	0.0	0.0	0.0	0.0	0.0	0.0



Signify Classified - Internal  
Cooper Lighting Solutions Photometric Lab  
1121 Highway 74 South  
Peachtree City, GA 30269

Scaled Data Report



Report Generated By 670245982

Signify Classified - Internal  
Cooper Lighting Solutions Photometric Lab  
1121 Highway 74 South  
Peachtree City, GA 30269

Scaled Data Report



Signify Classified - Internal  
Cooper Lighting Solutions Photometric Lab  
1121 Highway 74 South  
Peachtree City, GA 30269

Scaled Data Report



Signify Classified - Internal  
Cooper Lighting Solutions Photometric Lab  
1121 Highway 74 South  
Peachtree City, GA 30269

Scaled Data Report



Signify Classified - Internal  
Cooper Lighting Solutions Photometric Lab  
1121 Highway 74 South  
Peachtree City, GA 30269

Scaled Data Report



--- HS — SS

Signify Classified - Internal  
Cooper Lighting Solutions Photometric Lab  
1121 Highway 74 South  
Peachtree City, GA 30269

Scaled Data Report



u

Signify Classified - Internal  
Cooper Lighting Solutions Photometric Lab  
1121 Highway 74 South  
Peachtree City, GA 30269

Scaled Data Report



Signify Classified - Internal  
Cooper Lighting Solutions Photometric Lab  
1121 Highway 74 South  
Peachtree City, GA 30269

Scaled Data Report



(END OF REPORT)